



PZ-FQ1918V Series

Flat wire Common Mode Power Line Choke
 Web: <http://www.dgpinzhan.com>
 E-mail: sales@dgpinzhan.com

Created	Type	Date	Version	Page
Tom	DIP	2020/5/3	A001	1

4.General Properties:

It is recommended that the temperature of the component does not exceed +125°C under worst case conditions.

Storage Temperature: -25°C up to +40 °C

Operating Temperature: -25 °C up to +125 °C

Temperature Rise < 55K.

Test conditions of Electrical Properties: +20°C, 33% RH if not specified differently.

5.Electrical Properties:

Part Code	Inductance	Test conditions	DC-Resistance	Rated Current	Wire
PZ-FQ1918V-202M	2mH Min	1KHZ/0.25V	50mΩ Max	7.5~8.5A Max	0.55*1.5
PZ-FQ1918V-402M	4mH Min	1KHZ/0.25V	50mΩ Max	5.0~6.0A Max	0.35*1.5
PZ-FQ1918V-722M	7.2mH Min	1KHZ/0.25V	50mΩ Max	4.0~5.0A Max	0.30*1.5
PZ-FQ1918V-782M	7.8mH Min	1KHZ/0.25V	100mΩ Max	3.1~4.0A Max	0.30*1.2
PZ-FQ1918V-802M	8mH Min	1KHZ/0.25V	100mΩ Max	3.5~4.5A Max	0.25*1.5
PZ-FQ1918V-862M	8.6mH Min	1KHZ/0.25V	100mΩ Max	3.5~4.3A Max	0.25*1.2
PZ-FQ1918V-103M	10mH Min	1KHZ/0.25V	110mΩ Max	2.5~3.0A Max	0.25*1.0
PZ-FQ1918V-133M	13mH Min	1KHZ/0.25V	100mΩ Max	2.5~3.0A Max	0.20*1.5
PZ-FQ1918V-143M	14mH Min	1KHZ/0.25V	150mΩ Max	2.0~3.0A Max	0.20*1.2
PZ-FQ1918V-153M	15mH Min	1KHZ/0.25V	150mΩ Max	2.0~2.5A Max	0.20*1.0
PZ-FQ1918V-203M	20mH Min	1KHZ/0.25V	180mΩ Max	2.0~2.8A Max	0.15*1.5
PZ-FQ1918V-223M	22mH Min	1KHZ/0.25V	220mΩ Max	1.5~2.0A Max	0.15*1.0
PZ-FQ1918V-253M	25mH Min	1KHZ/0.25V	250mΩ Max	1.3~1.8A Max	0.13*1.0

*** Acceptable customers design custom**

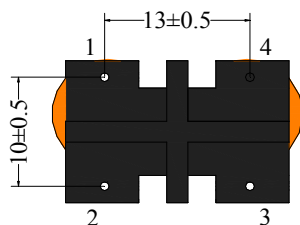
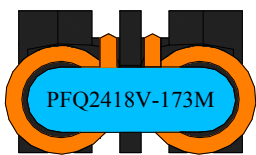
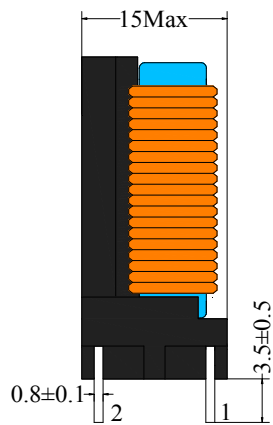
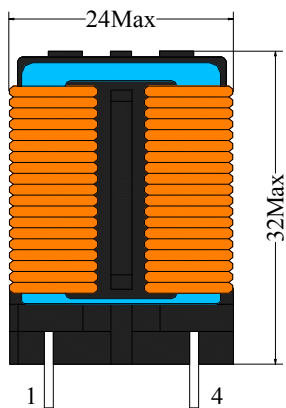
Hi-pot:

- 1.Winding-core:500VAC/50HZ 3mA 2S.
- 2.Winding-Winding:1000VAC/50HZ 3mA 2S.
- 3.Power range: 120~200W.

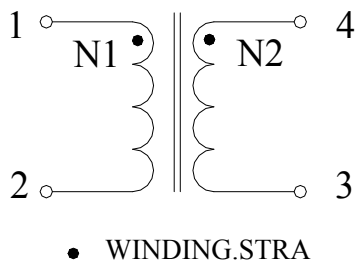
Replace traditional specifications:

T20*10*10 UT24 UT28 T22*14*8 Common mode choke, filter.

1.Dimensions: [mm]



2.Schematic:



3.PCB Layout Ref(mm)

